


# PROSPECTIVE MOTORCYCLE OPERATOR



Québec 

Legal deposit – Bibliothèque et Archives nationales du Québec,  
2nd quarter 2018



ISBN 978-2-550-81355-2 (printed version)

ISBN 978-2-550-81356-9 (PDF version)

© 2018, Société de l'assurance automobile du Québec

Original text in French

# Table of Contents

	<b>Licence Classes</b>	<b>3</b>
	<b>Conditions for Obtaining a Driver's Licence</b>	<b>3</b>
	<b>Main Stages of Instruction</b>	<b>5</b>
	<b>Step 1</b>	
	<b>Preparing for the knowledge test</b>	<b>6</b>
	Self-study	
	<b>Step 2</b>	
	<b>Passing the knowledge test</b>	<b>7</b>
	To obtain a Class 6R learner's licence	
	<b>Step 3</b>	
	<b>Taking and passing a course in a recognized driving school</b>	<b>10</b>
	To learn and practise techniques and manoeuvres	
	<b>Step 4</b>	
	<b>Passing the closed-track test</b>	<b>12</b>
	To obtain a Class 6A learner's licence	
	<b>Step 5</b>	
	<b>Passing the road test</b>	<b>18</b>
	To obtain a licence to operate a motorcycle	
	<b>The Probationary Licence</b>	<b>22</b>
	<b>Information and Useful Links</b>	<b>23</b>

# Prospective Motorcycle Operator

Operating a motorcycle is quite different from driving an automobile, because it requires mastering various specific techniques and manoeuvres. Riding a motorcycle is also riskier than driving an automobile, because motorcyclists are more vulnerable road users. They have little protection and are sometimes difficult to see.

To enjoy riding a motorcycle safely, it is important to understand the associated risks and acquire the skills and knowledge needed for driving. Access to riding a motorcycle is a process that includes training and tests and prepares you for riding a motorcycle in a way that is safe, cooperative and responsible.

# Licence Classes

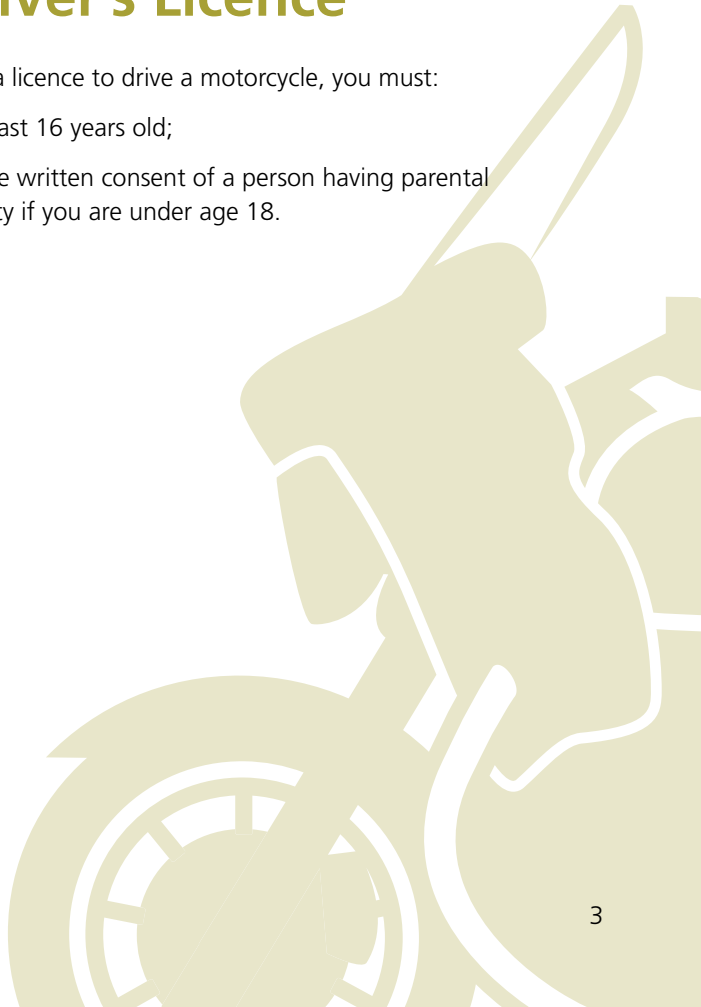
Depending on the cylinder capacity of the motorcycle you want to operate, you must hold a driver's licence of one of the following classes:

- > Class 6A:  
All motorcycles
- > Class 6B:  
Motorcycles with a cylinder capacity of 400 cc or less
- > Class 6C:  
Motorcycles with a cylinder capacity of 125 cc or less

## Conditions for Obtaining a Driver's Licence

To obtain a licence to drive a motorcycle, you must:

- > be at least 16 years old;
- > have the written consent of a person having parental authority if you are under age 18.





# Main Stages of Instruction

## 1. Preparing for the knowledge test

Self-study: to acquire the knowledge related to operating a motorcycle

## 2. Passing the knowledge test

To obtain a Class 6R learner's licence

## 3. Taking and passing a course in a recognized driving school

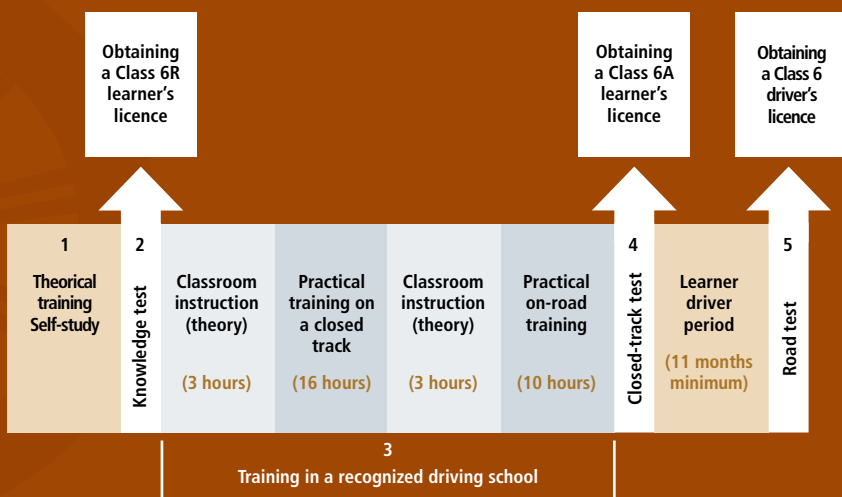
To learn and practise the techniques and manoeuvres required for operating a motorcycle

## 4. Passing the closed-track test

To obtain a Class 6A learner's licence

## 5. Passing the road test

To obtain a licence to operate a motorcycle



# Step 1

## Preparing for the knowledge test

Before learning to handle a motorcycle, you have to acquire the theoretical knowledge related to operating that type of vehicle. This knowledge constitutes the foundation of your training and will help you pass the knowledge test and equip yourself adequately to continue your training.

### SELF-STUDY

You must prepare for the knowledge test independently and seriously. It is important that you give this preparation special attention.

To acquire the theoretical knowledge related to operating a motorcycle and prepare for the knowledge test, it is recommended that you:

> **Study the *Operating a Motorcycle* guide.**

The test covers the first three chapters only. Because the other sections contain complementary information, no questions concerning them will be asked. Check your understanding of the various concepts related to riding a motorcycle by completing the exercises in the guide.

> **Read the *Driver's Handbook*.**

Brush up on your knowledge or learn new things.

If you do not hold a Class 5 licence at the time of the knowledge test, you will have to answer questions about traffic regulations and road signs and signals.



# Step 2

## Passing the knowledge test

### TO OBTAIN A CLASS 6R LEARNER'S LICENCE

Passing the knowledge test allows you to obtain a Class 6R learner's licence. This licence authorizes you to drive a motorcycle on a closed track and on the road as part of your training.

The knowledge test aims to check your knowledge and understanding of concepts related to riding a motorcycle and your ability to apply these concepts in the context of real situations, using simulations. This goes beyond simple memorization.

### The test

- > If you already hold a Class 5 probationary licence or driver's licence, you must pass the section on driving techniques, risks and behaviours to adopt, which consists of 32 questions.
- > If you are a new driver, you must pass the test that covers all of the theory, which consists of 64 questions.

### Registering for the test

You must register for the test through our online services or automated telephone service. You must then go to one of our service centres to take the test.

## On the day of the test

To obtain a Class 6R learner's licence, you must fulfill certain requirements. You must:

> Show proof of identity:

- If you hold a probationary licence, a driver's licence or an identity card issued by the SAAQ, show this document (it's the quickest way to prove your identity).
- If you do not hold a Québec licence with photo, show two official pieces of identification, including one with photo, from among the following:

### **1st piece**

#### **If you were born in Québec:**

- the original of your birth certificate issued by the registrar of civil status (Directeur de l'état civil) after January 1, 1994 (a certificate of birth issued by a parish or by the Ministère de la Justice is not accepted)
- Canadian passport
- Canadian Armed Forces identity card
- Certificate of Indian Status

#### **If you were born elsewhere:**

- the original of a birth certificate issued by another Canadian province or territory
- Canadian Citizenship Certificate with photo
- proof of legal presence in Canada
- confirmation of permanent residence and Permanent Resident Card

### **2nd piece**

- Health Insurance Card
- a licence authorizing you to drive a road vehicle

- > If you are under age 18, provide the written consent of a person having parental authority.
- > Fill out the SAAQ's medical declaration.
- > Pass the SAAQ's vision test.
- > Pay the required amounts in cash, by cheque<sup>1</sup> or with a debit card (except in mobile service units)<sup>2</sup> to cover the cost of:
  - the test;
  - the licence.

### **Passing mark**

- > 85% for the section on operating a motorcycle, behaviours and risks.
- > 75% for the section on traffic regulations and signs and signals.

### **Waiting period in case of failure**

If you fail, you only have to retake the section(s) that you did not pass. However, you must wait at least 28 days before taking the test again.

1. Bring two cheques.
2. Credit cards are not accepted.

# Step 3

## Taking and passing a course in a recognized driving school

### TO LEARN AND PRACTISE TECHNIQUES AND MANOEUVRES

#### Choosing a driving school

To begin your training, you must first register for the driving course in a driving school of your choice recognized by the Association québécoise des transports (AQTr). For information on recognized driving schools, contact:

**Association québécoise des transports**

1255, rue University, bureau 210

Montréal (Québec) H3B 3B2

Telephone: 514-595-9110

Website: [aqtr.qc.ca](http://aqtr.qc.ca)

#### Training

During the closed-track training, you will be called upon to apply the knowledge you acquired while preparing for the knowledge test and practise the techniques and manoeuvres required to operate a motorcycle.

Within a minimum period of 30 days, you must pass the training to operate a motorcycle, which consists of the following components:

> **Theoretical training**

In class, to prepare for driving on a closed track:  
1 block of 3 hours

> **Practical training**

On a closed track: 4 blocks of 4 hours each = 16 hours

> **Theoretical training**

In class, to prepare for driving on the road:  
1 block of 3 hours

> **Practical training**

On the road: 5 blocks of 2 hours each = 10 hours

## **Wearing protective gear**

Wearing complete protective gear is recommended when riding a motorcycle and during practical training on the road or on a closed track. It is recommended that you wear:

- > a helmet that meets standards with a face shield or goggles;
- > a long-sleeved jacket made of leather or anti-abrasive material such as Kevlar or Cordura;
- > long pants made of leather or anti-abrasive material;
- > leather gloves that cover the wrists;
- > leather boots specially designed for riding a motorcycle, with flat heels and grip soles, that cover the ankles.

## Step 4 Passing the closed-track test

### **TO OBTAIN A CLASS 6A LEARNER'S LICENCE**

Passing the closed-track test will allow you to obtain a Class 6A learner's licence authorizing you to drive all types of motorcycles on the road. You will have to hold this licence for a minimum period of 11 months, during which time you will have to meet certain conditions.

### **Prerequisites**

To obtain a Class 6A learner's licence, you must:

- > have held a Class 6R learner's licence for at least one month;
- > have passed a driving course with a driving school recognized by the AQT;
- > make an appointment for a closed-track test and provide the file number that appears on your Class 6R learner's licence;
- > pass the closed-track test.

## The test

The closed-track test is designed to assess your ability to carry out various techniques and manoeuvres, including:

- > Moving forward
- > Slalom riding
- > Riding at low speed
- > Riding in a curve
- > Turning right
- > Avoiding obstacles
- > Emergency braking

You must remain in control of your motorcycle throughout the test.

**During the test**, the examiner will give you specific instructions. No statement will be made to trick or entrap you. If you do not understand the instructions, you may ask for clarification. You will not be asked to perform any manoeuvre that is dangerous or prohibited under the *Highway Safety Code*.

**Once the test is over**, the examiner will explain the results and indicate your strong points as well as the areas where there could be improvement, even if you passed.

## Registering for the closed-track test

You must make an appointment using our online services or automated telephone service and provide the file number that appears on your Class 6R learner's licence. You must then go to an SAAQ service centre to take the test.

## On the day of the test

- > Remember to bring:
  - your Class 6R learner's licence;
  - one of the official pieces that was required on the day of the knowledge test;
  - a duly completed certificate issued by a driving school attesting that you successfully completed a driving course;
  - a new written authorization signed by the person having parental authority if you are under age 18;
  - a valid and signed registration certificate and proof of liability insurance for the motorcycle you will be using during the closed-track test;
  - payment in cash, by cheque<sup>3</sup> or with a debit card (except in mobile service units)<sup>4</sup> to cover the cost of:
    - the test;
    - the licence.
- > If you must cancel your appointment, please cancel it at least 48 hours ahead of time, or charges will apply.
- > In case of bad weather, please check to make sure your appointment has not been cancelled.

## The motorcycle used

The SAAQ does not provide a motorcycle. You must report to your closed-track test with a motorcycle that is in good mechanical condition and registered for use on the public roadway. Off-road motorcycles, those with a sidecar or three- and four-wheelers will not be accepted. Motorcycles with automatic transmissions are not accepted for the closed-track test or the road test.

If you are renting a vehicle, you must have the rental contract or payment receipt with you.

3. Bring two cheques.

4. Credit cards are not accepted.



If you are not the owner of the motorcycle you will be using, it must have a cylinder capacity of more than 400 cc (corresponding to licence Class 6A) to be accepted for the closed-track test. If you are the owner, you may use a motorcycle with a lower cylinder capacity for the test.

The motorcycle must be in good general condition.

### **Mechanical components to be inspected before the test**

- > White headlight
- > Low and high beams
- > Turn signals
- > Rear lights and reflectors
- > Brake lights
- > Brakes
- > Tires
- > Speedometer
- > Footrests
- > Mufflers
- > Rearview mirrors
- > Horn
- > Seat, fenders and chain guard
- > Gas tank
- > Licence plate (free of any object and lit)
- > Windshield, if any

If the inspection reveals that the motorcycle is not in good mechanical condition, the closed-track test will be cancelled. You must then make a new appointment.

## Passing mark

The closed-track test passing mark is 75%.

## Waiting period in case of failure

If you fail the test, you have to wait at least 14 days before taking the test again. You will have to make another appointment.

## Class 6A learner's licence restrictions

You must hold this licence for a minimum period of 11 months, during which time you are subject to the following restrictions:

- > You are prohibited from carrying passengers.
- > You must respect the curfew prohibiting you from operating your motorcycle between midnight and 5 a.m.

In addition, if you do not hold a passenger vehicle driver's licence (Class 5), the following conditions also apply:

- > The accumulation of 4 demerit points or more on your driving record will result in the revocation of your licence and prohibition from obtaining a new licence for at least 3 months.
- > You are prohibited from driving after consuming any alcohol.

## The learner driver period

A Class 6A learner's licence lets you continue learning while acquiring driving experience prior to taking the road test.

However, during this period, which lasts a minimum of 11 months, you must respect the curfew prohibiting you from driving a motorcycle between midnight and 5 a.m.

Do not hesitate to accumulate as many practice hours on the road as possible to hone your technical skills, while respecting your abilities and progress.

## Wearing protective gear

Remember to wear all your protective gear any time you ride your motorcycle, because this is the only protection you can count on in case of an accident or fall. Getting into the habit of wearing the right gear will help guarantee your safety.



# Step 5

## Passing the road test

### **TO OBTAIN A LICENCE TO OPERATE A MOTORCYCLE**

Passing the road test allows you to obtain a Class 6A, 6B or 6C probationary licence or driver's licence.

#### **Prerequisites**

To obtain a licence to operate a motorcycle or a probationary licence, you must:

- > have held a Class 6A learner's licence for at least 11 months;
- > make an appointment for a road test and provide the file number that appears on your learner's licence;
- > pass the road test.

## The test

The road test is designed to assess your ability to operate a motorcycle in common situations, such as merging with traffic, stopping at an intersection, making turns and changing lanes.

### > Before the test

The examiner will inform you about the test procedure. You will be asked to wear a vest displaying the words “Examen moto SAAQ.” This vest is provided by the SAAQ.

### > During the test

The examiner will limit conversation to giving directions and specific test instructions, so as to avoid disturbing your concentration. No statement will be made to trick or entrap you. The examiner will use a wireless communication device to give directions. You will be provided with a hearing device to receive instructions. You will not be asked to perform any manoeuvre that is dangerous or prohibited under the *Highway Safety Code*.

The examiner follows in an automobile driven by an assistant. This vehicle is equipped with a sign displaying the words “Examen moto SAAQ.”

### > After the test

The examiner will explain the results and indicate your strong points as well as the areas where there could be improvement, even if you passed.

## Registering for the road test

You must make an appointment using our online services or automated telephone service and provide the file number that appears on your Class 6A learner's licence. You must then go to a service centre to take the test.

## On the day of the test

- > Remember to bring:
  - your learner's licence;
  - one of the official pieces that was required on the day of the knowledge test;
  - a new written authorization signed by the person having parental authority if you are under age 18;
  - a valid and signed registration certificate and proof of liability insurance for the motorcycle you will be using during the road test;
  - payment in cash, by cheque<sup>5</sup> or by debit card (except in mobile service units)<sup>6</sup> to cover the costs of:
    - the test;
    - the licence.
  
- > If you must cancel your appointment, please cancel it at least 48 hours ahead of time, or charges will apply.
  
- > In case of bad weather, please check to make sure your appointment has not been cancelled.

## The motorcycle used

The motorcycle requirements for the road test are the same as those that apply to the closed-track test, with the exception that the cylinder capacity must match the class of probationary licence or driver's licence that you want to obtain (Class 6A, 6B or 6C). For example, to obtain Class 6A, which authorizes the operation of any kind of motorcycle, you must use a motorcycle with a cylinder capacity of 401 cc or more.

5. Bring two cheques.

6. Credit cards are not accepted.

## Mechanical components to be inspected before the test

The mechanical inspection carried out before the road test is the same as the one carried out before the closed-track test.

## The test

### To pass the road test, you must:

- > drive without committing an offence under the *Highway Safety Code*;
- > show safe riding behaviour at all times.

### The examiner observes and takes note of your:

- > driving skills in carrying out commonly-executed manoeuvres;
- > observance of traffic rules and safe riding techniques;
- > motorcycle control skills;
- > behaviour on the motorcycle.

## Passing mark

The road test passing mark is 75%.

## Waiting period in case of failure

If you fail the test, you have to wait at least 56 days before taking the test again. You will have to make another appointment.

# The Probationary Licence

The probationary licence is the last step for drivers who do not hold a passenger vehicle driver's licence (Class 5). It authorizes the holder to use the road network under certain conditions.

## Conditions related to a probationary licence

This licence is valid for 24 months. Its holder is subject to the following restrictions:

- > The accumulation of 4 demerit points or more on the holder's driving record will result in the revocation of the licence and prohibition from obtaining a new licence for at least 3 months.
- > The holder is prohibited from driving after consuming any alcohol.
- > The holder is prohibited from serving as an accompanying rider to assist a learner driver of a road vehicle.



# Information and Useful Links

## Registering for a knowledge or road test

### > Online services

[saaq.gouv.qc.ca/saaqclit/en/public/](http://saaq.gouv.qc.ca/saaqclit/en/public/)

### > Automated telephone service

Québec area: 418-643-5213

Montréal area: 514-873-5803

Elsewhere in Québec: 1-888-667-8687

## Buyer's guides for motorcycle helmets and protective clothing

For tips and information:

[saaq.gouv.qc.ca/motoguide](http://saaq.gouv.qc.ca/motoguide)

## Information on Motorcycle Safety

It is important to be aware of the risks involved in riding a motorcycle and to manage those risks properly. For information on motorcycle safety: [saaq.gouv.qc.ca/motorcycle](http://saaq.gouv.qc.ca/motorcycle)

## Consent of a Person Having Parental Authority

To download and print the form:

[saaq.gouv.qc.ca/en/e\\_forms](http://saaq.gouv.qc.ca/en/e_forms)

## For more information

Société de l'assurance automobile du Québec

Québec area: 418-643-7620

Montréal area: 514-873-7620

Elsewhere in Québec: 1-800-361-7620



C-6490-A (18-04)

*Société de l'assurance  
automobile*

Québec 