
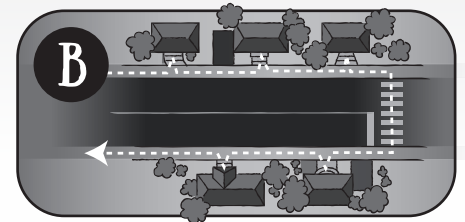



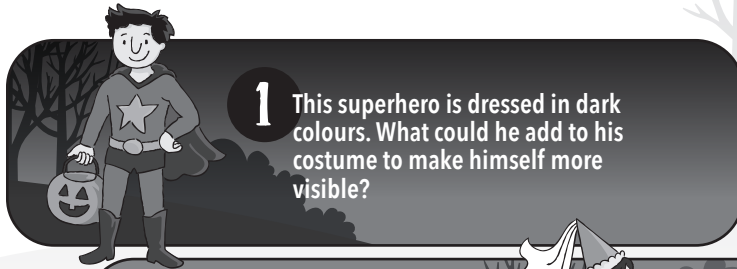


SAFETY TIPS FOR A SWEET HALLOWEEN

MATCHING GAME

Connect the costumes on the left with what the kids wearing them should have or should do to stay safe on Halloween.



Answers: 1. F: Reflective strips; 2. E: Short clothing; 3. G: Face paint; 4. A: A flashlight; 5. B: Cross streets at intersections; 6. C: Check the candy with her parents; 7. D: Trick-or-treat with a group or an adult.

SAFETY TIPS FOR A SWEET HALLOWEEN

SECRET CODE

Use the secret code
to discover the missing words.

a b c d e f g h i k l m n o p r s t u v



1. Wear _____ colours and _____ strips so that drivers can see you easily.
2. Wear _____ clothing so you don't trip.
3. Wear _____, not a mask, so that you can see and hear properly.
4. Use a flashlight to help you _____ and _____.
5. _____ your parents where you're going and when you'll be back.
6. Trick-or-treat in a _____ or with an adult, and always wait _____ each house.
7. Trick-or-treat on _____ of the street at a time, and only cross when you need to.
8. Cross the street at _____ and pay attention to traffic lights and signs.
9. Don't go near or get into a vehicle without _____ from your parents.
10. With your parents, _____ the candy you get to make sure it's safe to eat.

Société de l'assurance
automobile

Québec



Avec vous,
au cœur de votre sécurité

Do you want to have a bit more fun? Test your knowledge by playing the interactive game available at saaq.gouv.qc.ca/halloween (in French only). Happy Halloween!

Answers: 1. bright; reflective; 2. short; 3. face paint; 4. see, be seen; 5. Tell; 6. group, outside; 7. one side; 8. intersections; 9. permission; 10. check.