

Please note that the driving school instructor may use a different presentation to teach this module.



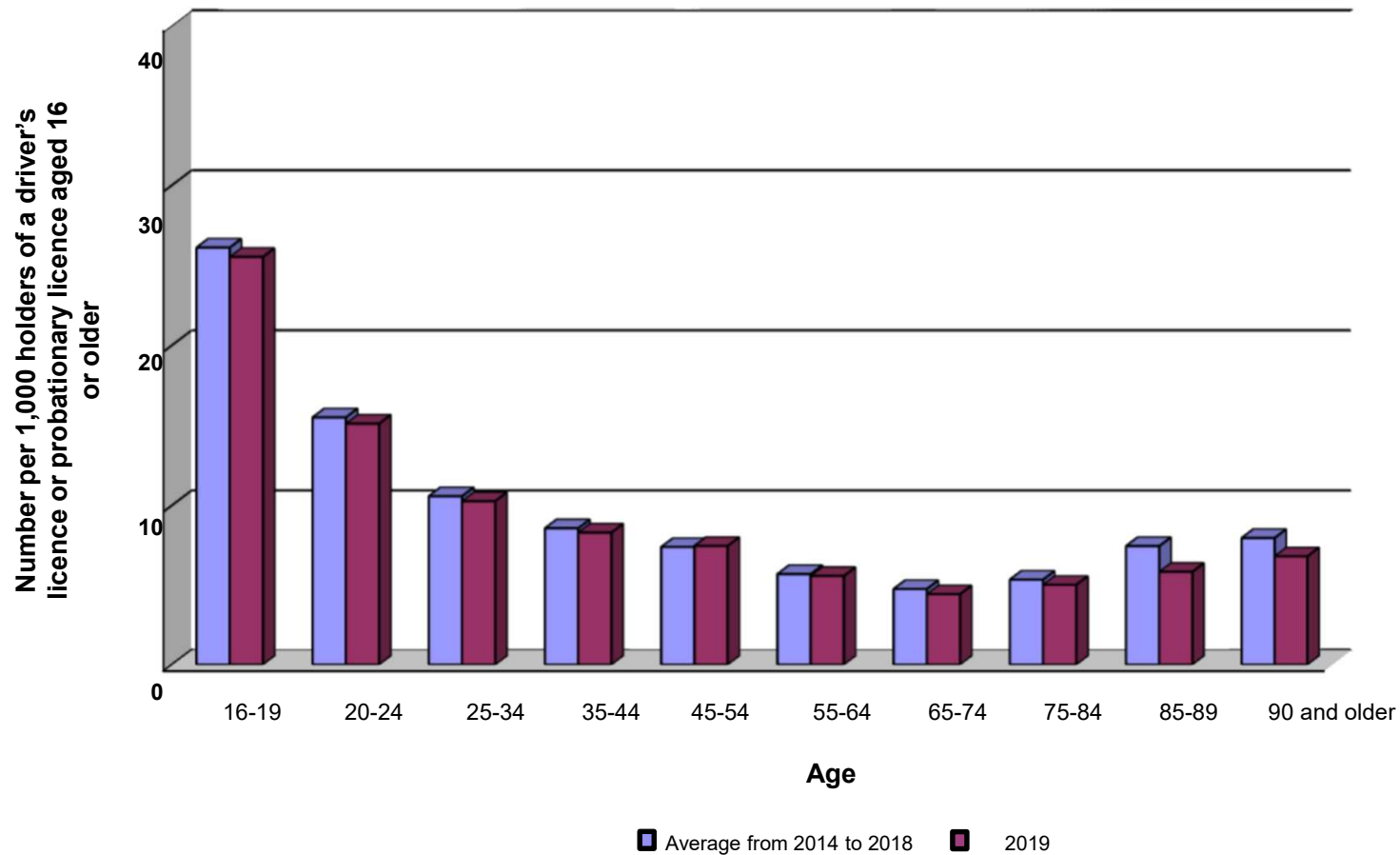
Module 6

Accompanied Driving

Outline of Module 6

- Young Novice Drivers: Accidents and Offences
- Inexperience and Risk Taking
- Activity: The Accompanying Driver
- The Accompanying Driver
- Accompanied Driving
- Accompanying Driver's Guide


Drivers involved in accidents resulting in bodily injury according to age, with averages from 2014 to 2018 and 2019



Young Novice Drivers: Accidents and Offences

Young drivers are overrepresented in offences resulting in demerit points (speed limits, red lights, stop signs, etc.)

Inexperience and Risk Taking

- Lack of driving experience
- Age
 - Thrill seeking
 - Sense of invincibility
 - Recklessness
- Driver's sex 
 - More offences (speed limits, red lights, alcohol) and more accidents

Accidents: Where, When and How

Main Characteristics

- Single vehicle
- Loss of control
- Speed (excessive or inappropriate)
- Nighttime
- Weekend
- With same-age passengers
- Alcohol

The Accompanying Driver

Activity: The Accompanying Driver

Instructions (in teams)

- Appoint a spokesperson to report back to all participants.
- Take about 10 minutes to answer the following questions:
 - As an accompanying driver, can you name the worst attitudes and behaviours of an accompanying driver during practice driving sessions?
 - As a learner driver, can you name the worst attitudes and behaviours of an accompanying driver during practice driving sessions?

The Accompanying Driver's Preparation

- Few accompanying drivers feel the need to prepare for their role (5%)
- Practices are improvised most of the time (87%)
- The average score for accompanying drivers' knowledge of the rules (alcohol, demerit points, etc.) is 52%
- 30% of accompanying drivers recommend manoeuvres that do not comply with the *Highway Safety Code*
- 40% almost never intervene regarding safety

Source: Paquette *et al.*, Université Laval, 2005

Influence of Parents

- As passengers and later as learner drivers, young people absorb and reproduce their parents' behaviour behind the wheel
 - Respecting traffic rules
 - Respecting others
 - Driving style: stress, aggressiveness, comments about other road users, etc.
- Parents' driving records (accidents and offences) have an impact on young drivers' driving records

Fears and Apprehensions

What are your fears and apprehensions as an accompanying driver and as a learner driver?

The Accompanying Driver

Becoming an Accompanying Driver

- Is an opportunity to share the pleasure of driving and one's experience
- Demands time and energy (commitment and availability)
- Is a very important role that will affect the learner's entire life as a driver

The Accompanying Driver

In order to be an accompanying driver, you have to:

- Have held, for at least two years, a valid Class 5 driver's licence authorizing you to drive a passenger vehicle
- Know the various driving techniques and be able to explain them to the learner
- Behave safely, responsibly and cooperatively yourself

The Accompanying Driver

The accompanying driver's role

- Serve as a role model
- Work in harmony with the driving school
- Discuss the learner's strengths and weaknesses with him or her
- Help the learner progress toward independence

The Accompanying Driver

Before you become an accompanying driver, ask yourself the following questions

- Do you have the time?
- Are you qualified?
- Do you have a relationship of trust with the learner?
- Are you a good communicator?
- Are you patient?

The Accompanying Driver's Role and Responsibilities

At all times, make sure the learner:

- Knows and obeys traffic rules
- Applies safe driving techniques
- Signals his or her intentions
- Adjusts to road and weather conditions
- Is fit to drive (sober, rested, etc.)

The Accompanying Driver's Role: Communicating and Facilitating

- Have confidence in the learner
- Establish a climate that is favourable to learning
- Be prepared to learn from the learner
- Anticipate situations in order to avoid having to intervene
- Tell the learner how to do things if need be, but always make sure to explain why things are done that way (understanding)
- Emphasize the importance of sharing the road
- Remind the learner to slow down and maintain safety margins
- Let the learner progress at his or her own pace

And remember, there is no perfect way to be an accompanying driver!

The Learner Driver's Role

- Learn at your own pace
- Be fit to drive (sober, rested, etc.) before you go on the road
- Trust your ability
- Don't be overconfident
- Ask the accompanying driver to let you pull over and take a break if you feel stressed
- Be open to what your accompanying driver has to say

And remember, there is no perfect way to be a learner driver!

Accompanied Driving

Accompanied Driving

Driving Situations

- 40% of learners have never driven on a highway
- 15% have never driven in the dark
- 31% have never passed another vehicle
- 30% have never driven in the rain
- 49% have never driven in the snow
- 65% have never driven in strong winds

Source: Paquette *et al.*, Université Laval, 2005

Accompanied Driving

How many hours of accompanied driving does it take?

- Some experts recommend a minimum of 50 hours of driving under the supervision of an accompanying driver
- The more trips the learner driver makes and the more varied they are, the better prepared he or she will be to drive safely on the road network as an independent driver

Accompanied Driving

The *Road Safety Education Program* aims to have learners acquire the following four competencies:

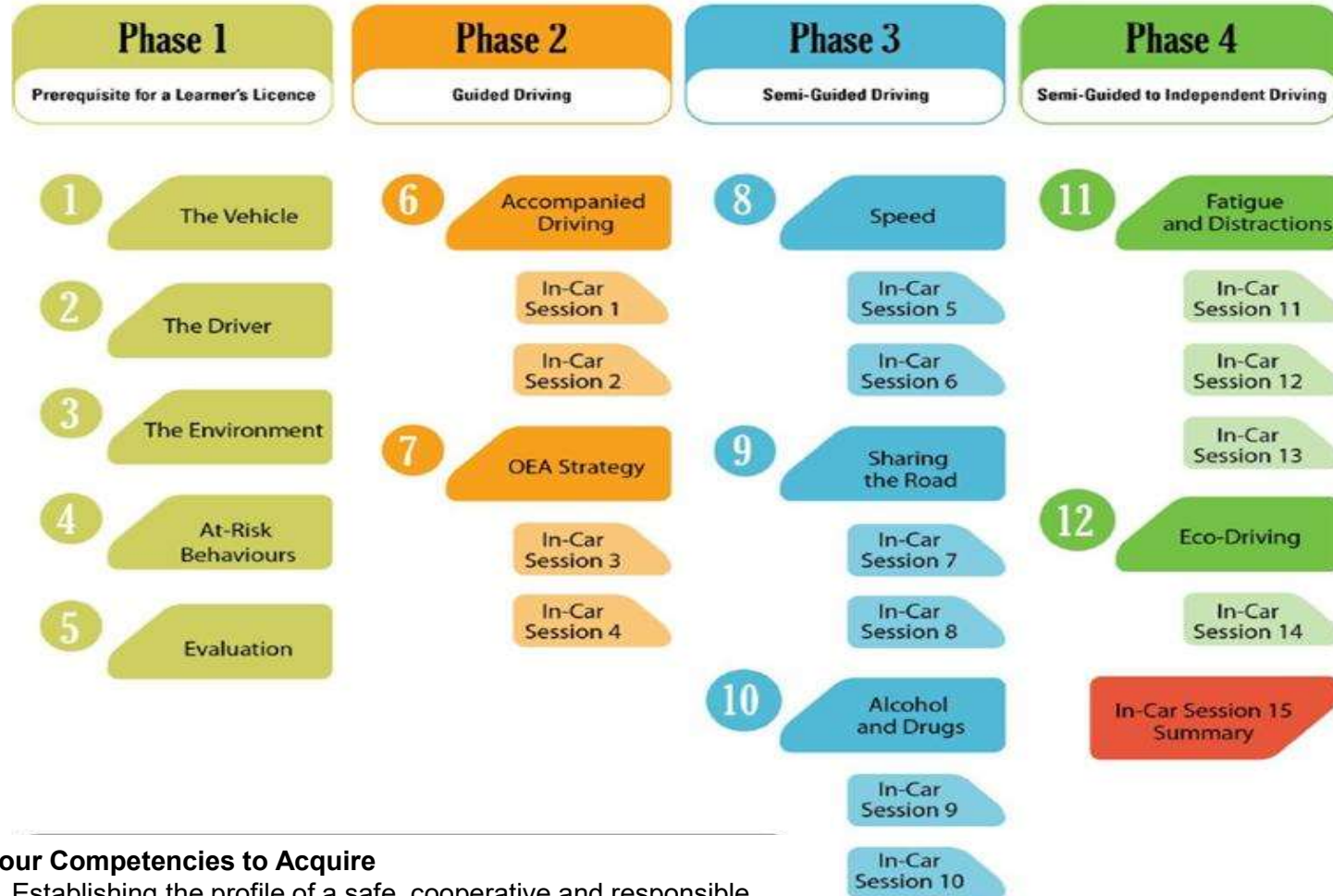
- Establishing the profile of a safe, cooperative and responsible driver
- Handling a passenger vehicle
- Sharing the road
- Using the road network independently and responsibly

Accompanied Driving

Road Safety Education Program - Stages of learning

- Phase 1. Prerequisite for a Learner's Licence
- Phase 2. Guided Driving
- Phase 3. Semi-Guided Driving
- Phase 4. Semi-Guided to Independent Driving

Teaching Aid – Road Safety Education Program



Four Competencies to Acquire

1. Establishing the profile of a safe, cooperative and responsible driver
2. Handling a passenger vehicle
3. Sharing the road
4. Using the road network independently and responsibly

Société de l'assurance
automobile
Québec

Société de l'assurance
automobile
Québec
Avec vous,
au cœur de votre sécurité

Accompanied Driving

Road Safety Education Program - Stages of evaluation

- Theoretical training evaluation
- Practical training evaluation

Accompanying Driver's Guide

Accompanying Driver's Guide

Passenger Vehicle



Accompanying Driver's Guide

Passenger Vehicle

Learning the manoeuvres and behaviours

— Proposed exercises for Phases 2, 3 and 4

- Phase 2. Guided Driving
Introduction to the road network
- Phase 3. Semi-Guided Driving
Getting to know the road network
- Phase 4. Semi-Guided to Independent Driving
Perfecting what has been learned

The OEA Driving Strategy: Main Principles

1. **OBSERVE** the environment and detect potential risks
2. **EVALUATE** the risks and find solutions to eliminate or reduce them
3. **ACT** by applying the most appropriate and safest solution

Independent Driving



Independent Driving

A learning continuum throughout the course

Guided Driving  Independent Driving

Driving independently is:

- Making your own driving decisions
- Finding your way on the road network
- Knowing your strengths and limitations as a driver

Accompanying Driver's Guide

Passenger Vehicle

Enter Into a Family Contract

- Establish each person's expectations and responsibilities
- Talk with the learner about the rules to be followed
- Establish the consequences of not following the rules

Family Contract (example)

For the learner driver:

I, _____,
(name)

agree:

- to behave safely, cooperatively and responsibly;
- to obey all traffic rules and road signs and signals;
- to understand that driving is a privilege that comes with significant responsibilities;
- to comply with all the restrictions and stages of graduated licensing;
- to never drive under the influence of alcohol or drugs;
- to find a designated driver if I am unable to drive. If I don't find one, then, regardless of what time it is, I will call you, another family member, a friend or a taxi;
- to buckle my seat belt and make sure all passengers do the same;
- to limit sources of distraction like very loud music, talking on a cell phone, texting, etc.;
- to respect your judgment and your decisions about driving a passenger vehicle and proper behaviour on the road network.

Date and signature of learner driver

For the accompanying driver

I, _____,
(name)

agree:

- to be your accompanying driver and supervise your practice;
- to obey all traffic rules and road signs and signals;
- to be a good role model as a driver and to listen to your comments if I make driving mistakes;
- to remain calm, not get too emotional and not lose patience;
- to be available for any conversation that can help you become a safe, cooperative and responsible driver;
- to not accompany you if I am under the influence of alcohol or drugs;
- that you can call me any time to go and pick you up or organize your safe return home;
- to guide you in the learning process and help you progress toward independence;
- to gradually give you more freedom as you progress in perfecting your driving skills;
- to be open to your needs.

Date and signature of accompanying driver